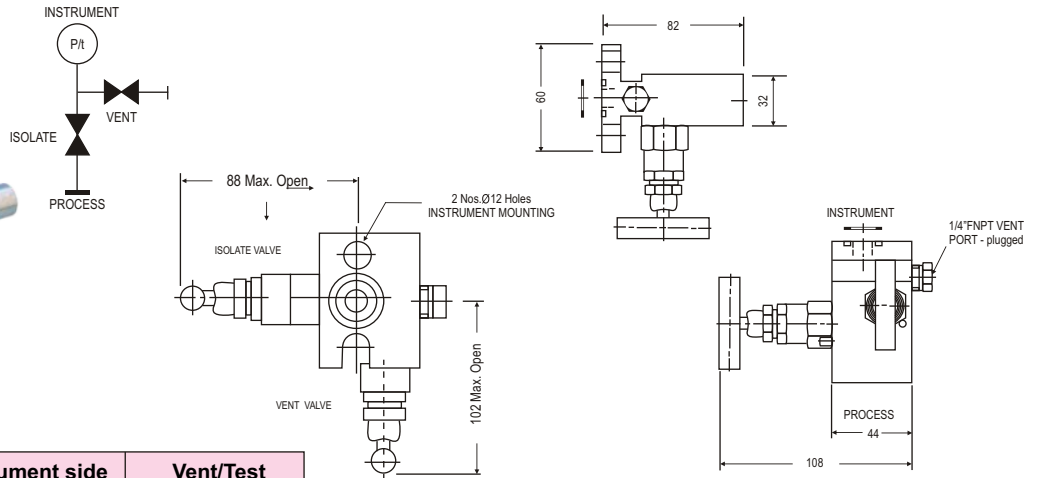


M2Q

2 VALVE MANIFOLD



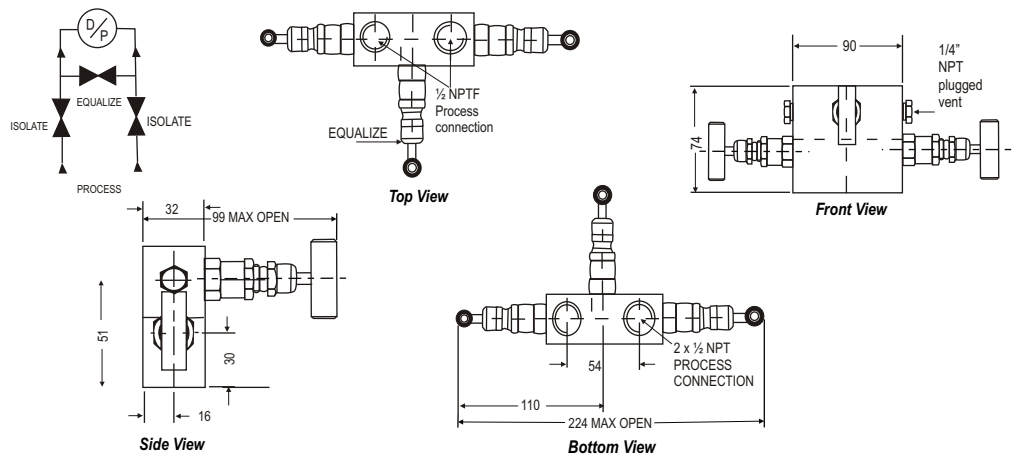
Standard connection

Product	Process side	Instrument side	Vent/Test
M2Q	1/2" NPT female	Flange	1/4" NPT female

* Working Pressure : 6000 psi

M3S

3 VALVE MANIFOLD

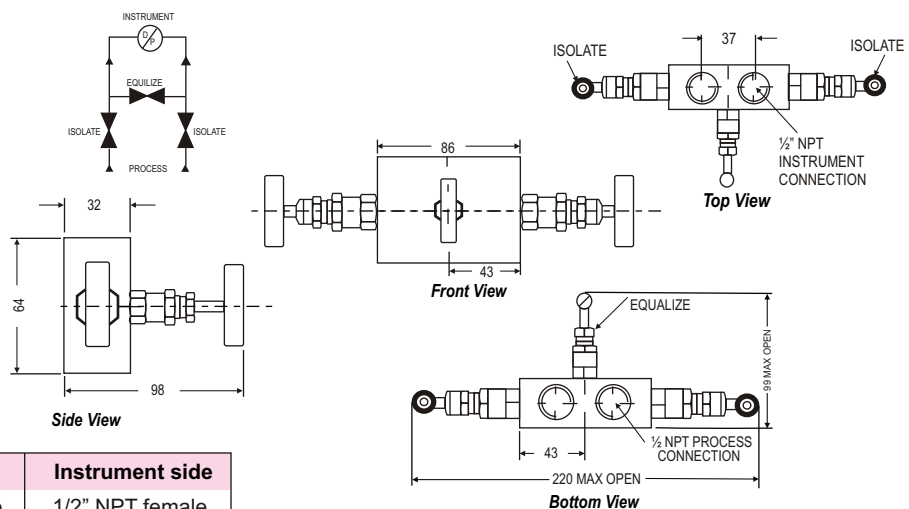


Standard connection

Product	Process side	Instrument side	Vent/Test
M3S	1/2" NPT female	1/2" NPT female	1/4" NPT female

* Working Pressure : 6000 psi

M3M

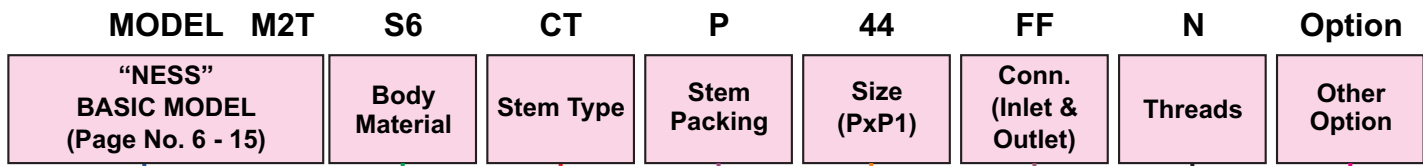


Standard connection

Product	Process side	Instrument side
M3M	1/2" NPT female	1/2" NPT female

* Working Pressure : 6000 psi

HOW TO ORDER



Select From Respective Type

Body Material	Code
CARBON STEEL	CS
SS 316	S6
SS 304	S4
SS 316L	S6L
MONEL 400	MN
MONEL 500	M5
HASTELLOYS C	HT

Stem Type	Code
WITH SS NEEDLE	CT
WITH DELRIN SOFT NEEDLE	DS

Stem Packing	Code
PTFE	P
GRAFOIL	G

Size (PxP1)	Code *
1" x 1"	66
3/4" x 3/4"	55
1/2" x 1/2"	44
3/8" x 3/8"	33
1/4" x 1/4"	22
1/8" x 1/8"	11
1/2" x FLANGE	4F
1/4" x FLANGE	2F
FLANGE x FLANGE	FF

* Please Refer detail connection size (P X P1) Table on Page No. 5

Conn. (Inlet & Outlet)	Code
Female x Female	FF
Male x Female	MF
Male x Male	MM
Socket Weld	SW
Male x Female Rotating	MR
Female x Female Rotating	FR
Female x Flange (54mm)	FD
Flange x Flange	DD

Threads	Code
NPT (ANSI B 1.20.1)	N
BSPP (BS 2779 / ISO228/1)	B
BSPT (BS21 / ISO7/1)	T

Other Options	Code
Compliance to NACE standard MR-0175.	NC
For Oxygen service, valves are supplied cleaned, degreased and suitably packed.	OS
Material test certificate	MC
Hydro test certificate	HC
Mounting bolts (7/16" UNF) in carbon steel (Model:MBC - M45,MBC - M25)	MBC
Mounting bolts (7/16" UNF) in Stainless Steel (Model:MBS - M45, MBS - M25)	MBS
Anti Tamper valve	ATV
Anti Tamper key	ATK
PTFE Ring For Flange Seal	FSP
Grafoil Ring For Flange Seal	SFG

*Connection Size (P X P1)

MODEL Size (P X P1)	CODE	NEEDLE VALVE				BALL VALVE
		VN3	VN6	VC6	VB6	BV6
1" x 1"	66	x	✓	✓	✓	✓
3/4" x 3/4"	55	x	✓	✓	✓	✓
1/2" x 1/2"	44	✓	✓	✓	✓	✓
3/8" x 3/8"	33	✓	✓	✓	✓	✓
1/4" x 1/4"	22	✓	✓	✓	✓	✓
1/8" x 1/8"	11	✓	x	x	x	x
1/2" x FLANGE	4F	x	x	x	x	x
1/4" x FLANGE	2F	x	x	x	x	x
FLANGE x FLANGE	FF	x	x	x	x	x

* Note:

✓ - Available
x - Not Available

MODEL Size (P X P1)	CODE	2 WAY MANIFOLD						
		M2H	M2T	M2A	M2M	M2S	M2F	M2Q
1" x 1"	66	x	x	x	x	x	x	x
3/4" x 3/4"	55	x	x	x	x	x	x	x
1/2" x 1/2"	44	✓	✓	✓	✓	✓	x	x
3/8" x 3/8"	33	✓	✓	✓	✓	✓	x	x
1/4" x 1/4"	22	✓	✓	✓	✓	✓	x	x
1/8" x 1/8"	11	x	x	x	x	x	x	x
1/2" x FLANGE	4F	x	x	x	x	x	✓	✓
1/4" x FLANGE	2F	x	x	x	x	x	✓	✓
FLANGE x FLANGE	FF	x	x	x	x	x	x	x

MODEL Size (P X P1)	CODE	3 WAY MANIFOLD						
		M3S	M3M	M3D	M3A	M3Q	M3P	M3H
1" x 1"	66	x	x	x	x	x	x	x
3/4" x 3/4"	55	x	x	x	x	x	x	x
1/2" x 1/2"	44	✓	✓	✓	x	x	x	x
3/8" x 3/8"	33	x	x	x	x	x	x	x
1/4" x 1/4"	22	✓	✓	x	x	x	x	x
1/8" x 1/8"	11	x	x	x	x	x	x	x
1/2" x FLANGE	4F	x	x	x	✓	✓	✓	x
1/4" x FLANGE	2F	x	x	x	✓	✓	✓	x
FLANGE x FLANGE	FF	x	x	x	x	x	x	✓

MODEL Size (P X P1)	CODE	5 WAY MANIFOLD									
		M5A	M5G	M5D	M5Q	M5R	M5S	M5P	M5N	M5K	M5H
1" x 1"	66	x	x	x	x	x	x	x	x	x	x
3/4" x 3/4"	55	x	x	x	x	x	x	x	x	x	x
1/2" x 1/2"	44	✓	✓	✓	✓	✓	x	x	x	x	x
3/8" x 3/8"	33	x	x	x	x	x	x	x	x	x	x
1/4" x 1/4"	22	✓	✓	✓	✓	✓	x	x	x	x	x
1/8" x 1/8"	11	x	x	x	x	x	x	x	x	x	x
1/2" x FLANGE	4F	x	x	x	x	x	✓	✓	✓	✓	x
1/4" x FLANGE	2F	x	x	x	x	x	✓	✓	✓	✓	x
FLANGE x FLANGE	FF	x	x	x	x	x	x	x	x	x	✓