
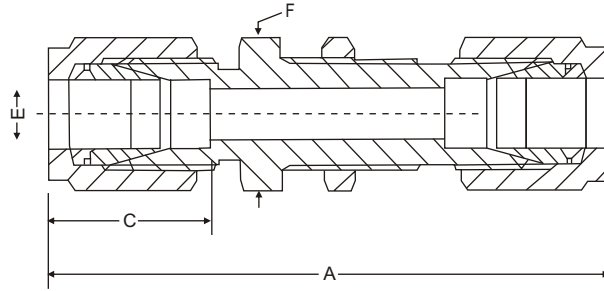


BULKHEAD UNION - BU



Dimensional Details :



Notes : Drawings are not to scale

Dimension, in.

Tube OD	Part Number	A	C	E	F	Panel Hole Size	Max Panel Thickness
1/8	BU11	2.02	0.50	0.09	1/2	21/64	0.50
1/4	BU22	2.27	0.60	0.19	5/8	29/64	0.40
3/8	BU33	2.45	0.66	0.28	3/4	37/64	0.44
1/2	BU44	2.80	0.90	0.41	15/16	49/64	0.50
3/4	BU55	3.11	0.96	0.62	13/16	1 1/64	0.66
1	BU77	3.77	1.23	0.88	1 5/8	1 21/64	0.75

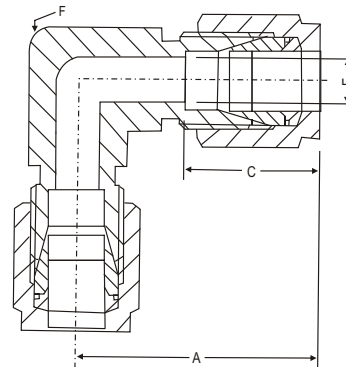
Dimension, mm.

Tube OD	Part Number	A	C	E	F	Panel Hole Size	Max Panel Thickness
6	BU6M6	57.7	15.3	4.8	16	11.5	10.2
8	BU8M8	61.0	16.2	6.4	18	13.1	11.2
10	BU10M10	63.7	17.2	7.9	22	16.3	11.2
12	BU12M12	71.0	22.8	9.5	24	19.5	12.7
16	BU16M16	72.5	24.4	12.7	27	22.8	12.7
18	BU18M18	78.9	24.4	15.1	30	26.0	16.8
20	BU20M20	84.5	26.0	15.9	35	29.0	19.0

UNION ELBOW - UE



Dimensional Details :



Notes : Drawings are not to scale

Dimension, in.

Tube OD	Part Number	A	C	E	F
1/8	UE11	0.88	0.50	0.09	3/8
1/4	UE22	1.06	0.60	0.19	1/2
3/8	UE33	1.20	0.66	0.28	5/8
1/2	UE44	1.42	0.90	0.41	13/16
3/4	UE55	1.57	0.96	0.62	1 1/16
1	UE77	1.93	1.23	0.88	1 3/8

Dimension, mm.

Tube OD	Part Number	A	C	E	F
6	UE6M6	27.0	15.3	4.8	1/2
8	UE8M8	28.8	16.2	6.4	9/16
10	UE10M10	31.5	17.2	7.9	11/16
12	UE12M12	36.0	22.8	9.5	13/16
16	UE16M16	38.0	24.4	12.7	15/16
18	UE18M18	39.8	24.4	15.1	1 1/16
20	UE20M20	44.6	26.0	15.9	1 3/8
25	UE25M25	49.1	31.3	21.8	1 3/8

Dimensions and specifications shown are approximate, may vary from time to time.

Note : A and C dimensions are typical finger-tight