

Siphons are used mainly to Protect Pressure Instruments, Gauges, Switches & Transmitters directly coming In contact with High Temperature process fluids or Vapors. This are mounted between Process & Pressure Instrument. They reduce Process Pulsation & Generate Cooling Effect to save the Instrument.

### Special Features :

- Coil Type, "U" Type & Pigtail Type Shapes
- Maximum Temperature Up to 400 °C
- Nominal Pressure Up to 160 Kg/Cm<sup>2</sup>
- TIG Welded & Hydro Tested
- Made with Seamless Pipes

### Specifications

Body Material	: AISI 316 SS
Pipe Size	: ½" Schedule 40
Operating Pressure	: 100 Kg/Cm <sup>2</sup> at 120°C

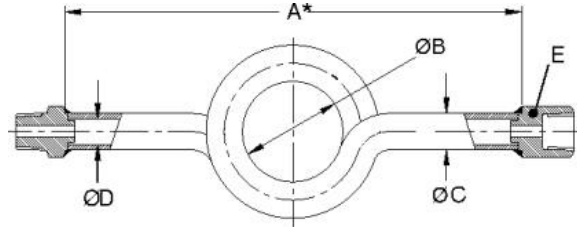


### DIMENSIONS : - FOR STANDARD VERSION

#### Coil Type

Pipe Size	A	ØB	ØC	ØD	E
½" Sch. 40	270	61.5	21.3	15.7	25
½" Sch. 80	270	61.5	21.3	13.9	25
½" Sch. 160	270	61.5	21.3	11.7	25

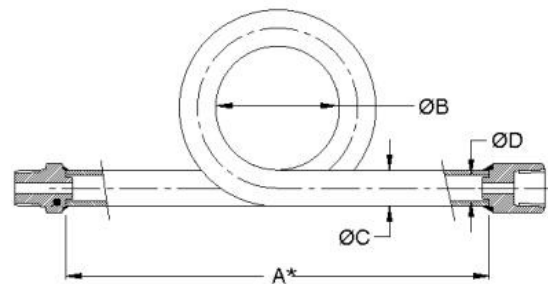
Notes : A\* = ±5mm • All Dimensions are in mm.



#### Pigtail Type

Pipe Size	A	ØB	ØC	ØD	E
½" Sch. 40	270	61.5	21.3	15.7	25
½" Sch. 80	270	61.5	21.3	13.9	25
½" Sch. 160	270	61.5	21.3	11.7	25

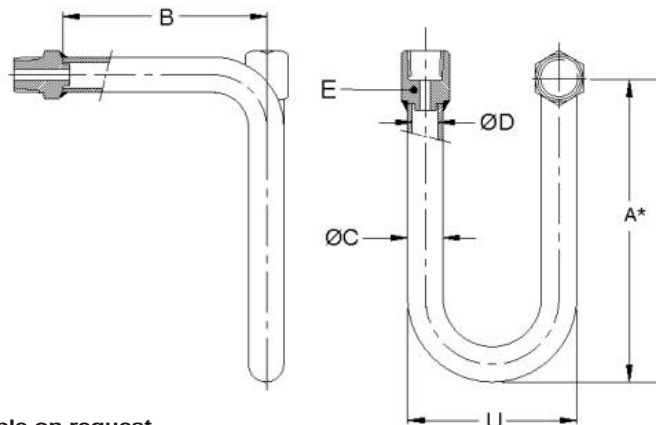
Notes : A\* = ±5mm • All Dimensions are in mm.



#### "U" Type

Pipe Size	A	ØB	U	ØC	ØD	E
½" Sch. 40	169	155	99	21.3	25	25
½" Sch. 80	169	155	99	21.3	25	25
½" Sch. 160	169	155	99	21.3	25	25

Notes : A\* = ±5mm • All Dimensions are in mm.



Notes : Drawings & Dimensions of other pipe schedules are available on request.

# SELECTION OF MODEL

## (1) MODEL CODE

## (2) TYPE

Coil Type	CT
Pigtail Type	PT
"U" Type	UT

## (3) BODY

AISI 304 SS	S4
AISI 316 SS	S6
AISI 316L SS	S6L

## (4) PIPE SIZE & SCHEDULE

1/4" Sch. 40	1/4 40
1/4" Sch. 80	1/4 80
3/8" Sch. 40	3/8 40
3/8" Sch. 80	3/8 80

1/2" Sch. 40	1/2 40
1/2" Sch. 80	1/2 80
1/2" Sch. 160	1/2 160

## (5) CONNECTION TYPE (\* Not Suitable for NPT Threading)

SWIVEL FEMALE*	SF
MALE OR FEMALE ADAPTOR	AD
MALE THREAD ON PIPE	TP

## (6) CONNECTION SIZE (\* Except option SF)

1/4" BSP (MxF)	2BM.2BF
1/4" NPT (MxF)*	2NM.2NF
3/8" BSP (MxF)	3BM.3BF
3/8" NPT (MxF)*	3NM.3NF
1/2" BSP (MxF)	4BM.4BF
1/2" NPT (MxF)*	4NM.4NF
1/2" NPT (M x Plain End)	4NM.PE

1/4" BSP (MxM)	2BM.2BM
1/4" NPT (MxM)	2NM.2NM
3/8" BSP (MxM)	3BM.3BM
3/8" NPT (MxM)	3NM.3NM
1/2" BSP (MxM)	4BM.4BM
1/2" NPT (MxM)	4NM.4NM

1/4" BSP (FxF)	2BF.2BF
1/4" NPT (FxF)*	2NF.2NF
3/8" BSP (FxF)	3BF.3BF
3/8" NPT (FxF)*	3NF.3NF
1/2" BSP (FxF)	4BF.4BF
1/2" NPT (FxF)*	4NF.4NF

## (7) OPTIONS

<b>IA</b> IBR APPROVAL*	<b>MC</b> MATERIAL TEST CERTIFICATE
<b>TS</b> SS TAG PLATE	<b>LM</b> MARKING BY LASER
<b>EM</b> MARKING BY ENGRAVING	

\* IBR APPROVAL will be provided for Plain End Siphons Only. Adaptors will be weld after IBR APPROVAL, if Required.

Example	1	2	3	4	5	6	7
SELECTION OF MODEL	SI	CT	S6	1/2 40	AD	4NM.4NF	XX

Note :- IT IS RECOMMENDED THAT THE SIPHON SHOULD BE FILLED WITH WATER OR ANY OTHER SUITABLE SEPARATING FLUID, WHEN IT IS INSTALLED FIRST TIME.

## NESSTECH INC.

INTERNATIONAL SALES DEPARTMENT

1-12-1 Akanehama, Narashino-shi, Chiba  
275-0024, JAPAN

PHONE +81-47-453-1182  
F A X +81-47-453-0727

## NESSTECH INSTRUMENTS PVT. LTD (INDIA)

Survey No. 26/2, "G" Type, Global Industrial Park,  
Near Nahuli Railwaycrossing, Village Valvada, Vapi,  
Tal Umbergaon, Dist Valsad-396191, Gujrat  
TEL: +91-260-299-6920

## NESS TECHNOLOGY (M) SDN BHD (MALAYSIA)

No. 42A Jalan PUJ 3/8, Taman Puncak Jalil, Bandar Putra Permai,  
43300 Seri Kembangan, Selangor  
TEL: +603-8940-1134/8940-1059 FAX: +603-8999-4133